

Subcutaneous (SC) Injections

Exploring another way to get cancer treatment

Understanding SC injections

There are different ways that cancer treatments can be given. Cancer treatments are often given by intravenous (IV) infusions, meaning directly into a vein. IV infusions may require use of a cannula (a thin tube inserted into the vein) or sometimes a port (a device placed under the skin). However, some cancer treatments can also be given by subcutaneous (also known as SC, SQ, or subcut) injections.

The term “SC injection” refers to an injection given into the layer of fat beneath the skin and is another method of getting medicine. You may be familiar with medicines that are given as an injection, such as routine vaccinations. SC injections are different in some ways. Routine vaccinations could be intramuscular (IM) injections, which are given into muscle. SC injections are given just under the skin. Also, unlike IM routine vaccination shots, SC cancer treatments are given over the span of a few minutes rather than seconds.

SC injections for cancer treatments, such as immunotherapy, can be given in a single injection. An SC injection is given by a healthcare provider; you cannot give yourself the injection. SC injections can be given in a variety of clinical locations, such as in outpatient settings.

SC injections may be given in the thigh or stomach area (abdomen). The location of the SC injection on the body will depend on the cancer treatment you and your doctor decide is best for you.

The dose you get and time between doses for your SC injection treatment also depend on the type of cancer you have and other treatments you may be getting. Your healthcare provider will discuss a dosing schedule with you, which may vary but usually ranges from every two to four weeks.

Understanding the difference between IV infusions and SC injections



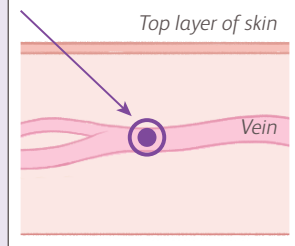
IV Infusions

Infusion time: 30+ minutes*

Infusion sites



Location in skin



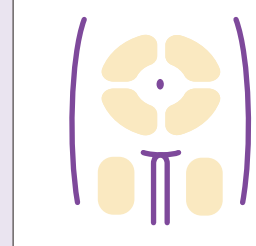
IV infusions for cancer treatment deliver medicine directly into a vein over approximately 30 or more minutes.*



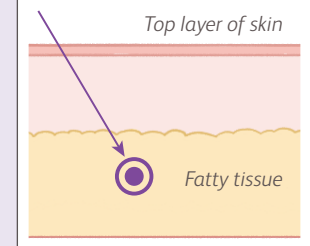
SC Injections

Injection time: 2-8 minutes

Injection sites



Location in skin



SC injections for cancer treatment deliver medicine into the fat under the skin over approximately 2-8 minutes.

As a treatment option, SC administration may offer some benefits†

IV Infusions

- **May take more time** in clinic since IV infusions can take about 30 minutes or more to administer*
- May be given in locations such as an **infusion center or hospital**
- **May offer less flexible** appointment scheduling
- May require the use of a **cannula or port**

SC Injections†

- **May take less time** in clinic since SC injections take about 2 to 8 minutes to administer
- Can be given in a **variety of locations**, not only infusion centers or hospitals
- **May offer more flexible** appointment scheduling
- **Does not require** use of a cannula or port

*30-90 minutes

†Not all patients will experience the same benefits with SC injections. There are important factors to think about, such as injection time, patient experience, and scheduling options. While SC injections may help you spend less time in the clinic, they might also mean fewer chances to chat with your healthcare team and other patients. There is a possibility of pain, skin reactions at the injection site, or accidental injection into the muscle. Also, some of the advantages of subcutaneous administration may not be as beneficial if patients are receiving other IV treatments.

You may have several options for receiving your immunotherapy treatment. It's important to choose what works best for you with your caregiver and healthcare provider, considering your medical needs, lifestyle, and personal preferences. This way, you pick the most effective care that suits your needs.